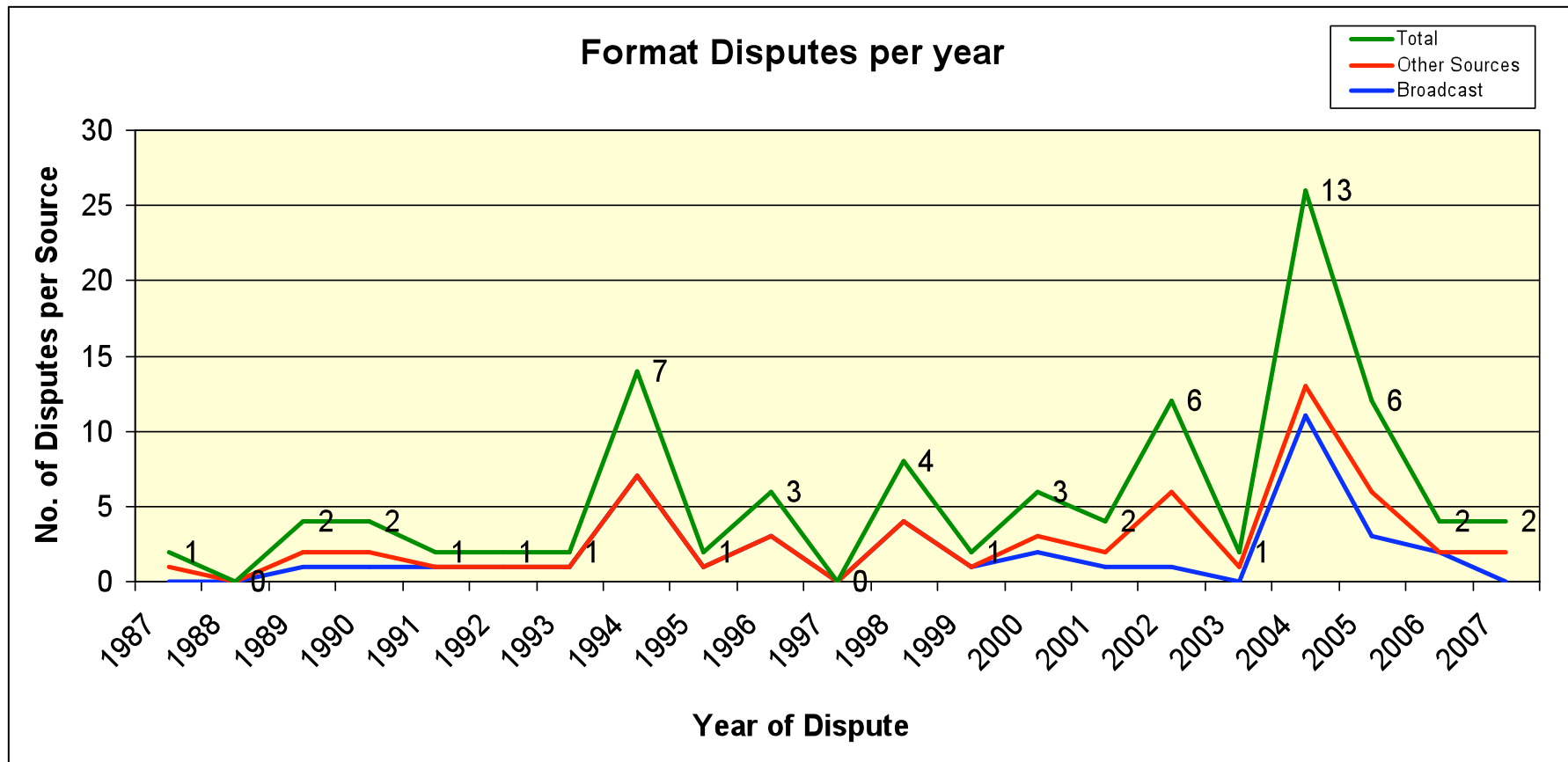
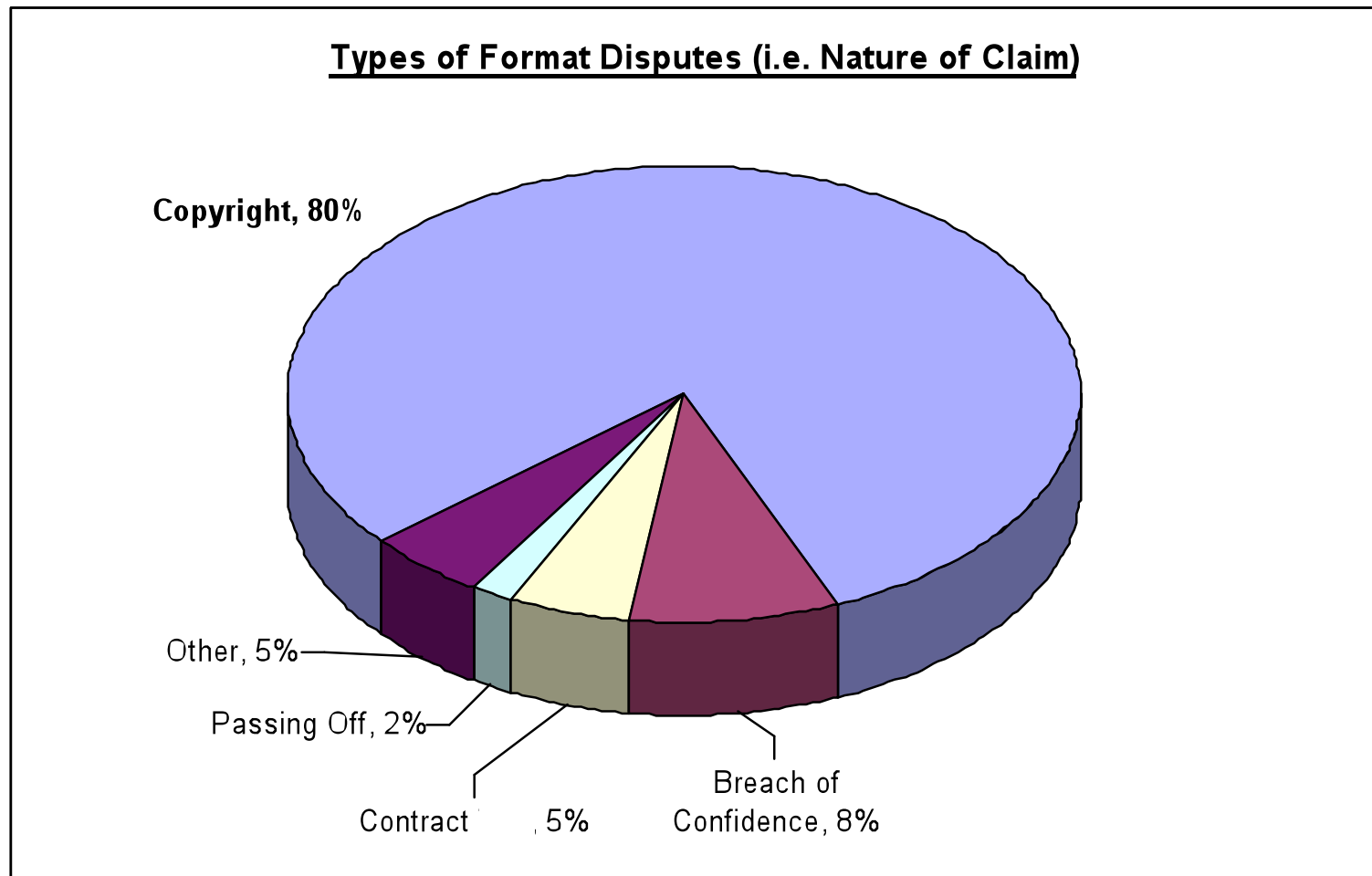


Observations from  
**TV Format Rights Disputes  
Database**

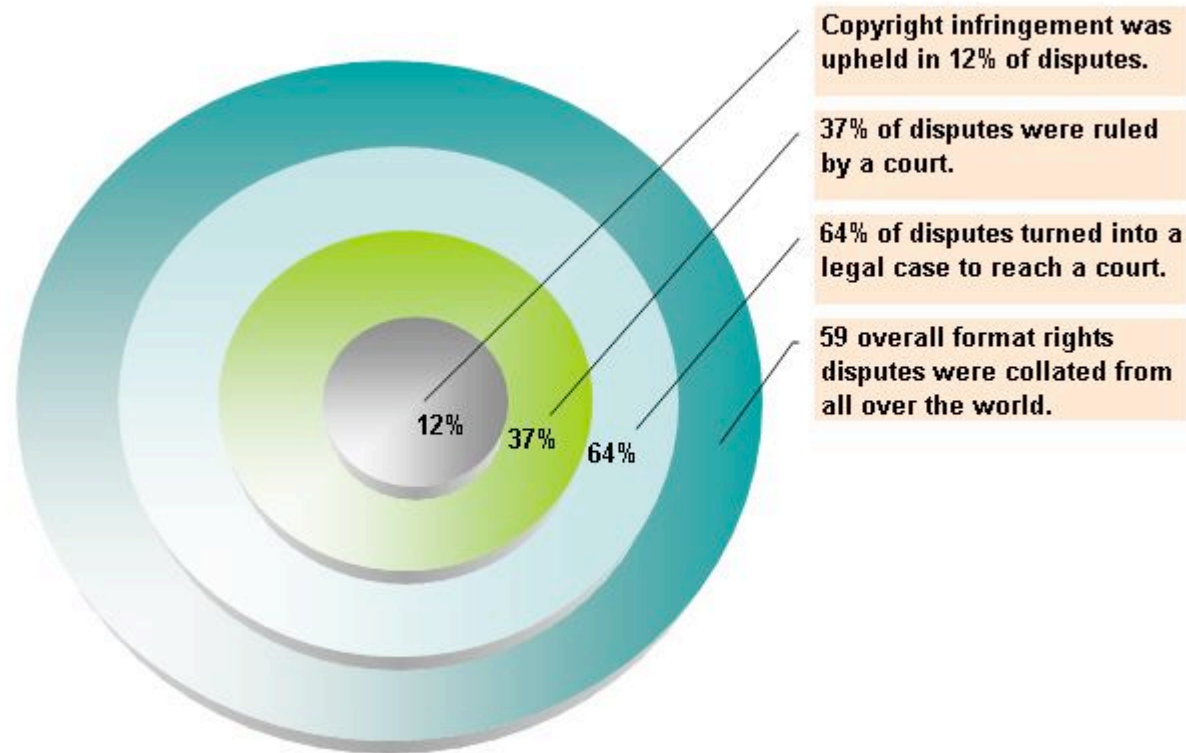
© Sukhpreet Singh (2009)

Quantitative Observations from Format Rights Disputes Database 1987-2007									
Sr. No.	Type of Observation		Broad-cast	Out of	Other Sources	Out of	Sub Total	Total	%
			A	B	C	D	E=A+C	F=B+D	G=E/F
1	Copyright	primary focus of	34	41	13	18	47	59	80%
2	Breach of Confidence	primary focus of	3	41	2	18	5	59	8%
3	Contract Tort	was the primary focus of	2	41	1	18	3	59	5%
4	Passing Off	was the primary focus of	0	41	1	18	1	59	2%
5	Other	factors contributed							5%
6	Breach of confidence - secondary focus of		3	41	4	18	7	59	12%
7	Passing Off - secondary focus of		1	41	1	18	2	59	3%
8	Trademark - secondary focus of		1	41	1	18	2	59	3%
9	No. of court filings (disputes became cases)		23	41	15	18	38	59	64%
10	No. of disputes ruled (overall)		10	41	12	18	22	59	37%
11	No. of disputes ruled (to court cases)		10	23	13	15	23	38	61%
12	Court rulings favouring claimants		3	10	8	12	11	22	50%
13	Court rulings favouring defendants		7	10	4	12	11	22	50%
14	No. of copyright infringements held (overall)		3	41	4	18	7	59	12%
15	No. of copyright infringements held (in rulings)		3	10	4	13	7	23	30%





Comparison of Disputes  
which reached courts, were ruled on & were decided on 'copyright'



**No. of Format Disputes per Country**

